




# Appendix

## Visual Supports

### Rules for the bus

<p><b>When you ride the bus</b></p>	
<p><b>Keep your seat belt on</b></p>	
<p><b>Until the bus stops at the school</b></p>	

### Good Rider Ticket (make agreements with school first)

<p><b>I was a good rider today!</b></p>  <p><b>~~~Good for 3 minutes on the tricycle~~~</b></p>
--

## **Social Stories**

Personalize by adding the student's name and create interest by adding photographs, pictures of interest, or cartoon drawings. Revise the content to meet the individual needs of the student.

### **Seat Belts**

When people ride in cars, they are supposed to wear a seat belt.  
This keeps them safe.

When kids ride in busses, they are supposed to wear a seat belt.  
This keeps them safe.

I ride the bus to school almost every day.

One of the bus rules is to wear a seat belt.

The seat belt rule keeps me safe.

After the bus arrives at school or home, I can undo my seat belt.

It is a good idea to wear a seat belt while riding the bus.

### **What to Do on the Bus**

I ride the bus to school and home again almost every day.

There are things I can do on the bus.

I can play with my fidget bag.

I can listen to music on my headset.

I can read my bus books.

I can keep my hands in my own space.

This will make the bus driver really happy.

He might say, "Good job keeping your hands in your own space."

I can be proud of myself for keeping my hands in my own space.

### **Things that May be Different About the Bus**

I ride the bus to school almost every day.

The bus picks me up at \_\_\_\_\_ o'clock.

Once in a while the bus might be late. This is okay.

Once in a while the bus might have a different number on it. This is okay.

Once in a while the bus might have a different color of seats. This is okay.

Once in a while there might be a substitute driver. This is okay.

Once in a while there might be a substitute aide. This is okay.

I will still get to school where my teacher is waiting for me.

## Getting Picked up by the Bus

The bus picks me up at \_\_\_\_\_ o'clock.

The bus picks me up at \_\_\_\_\_.

To get on the bus, I \_\_\_\_\_.

An adult will help me to get on the bus.

An adult will help me to buckle my seat belt.

An adult will help me to know when to get off.

The bus picks me up and drops me off.

This is how I get to school.

This is how I get back home.

## Loading and Unloading

It is important to following the rules when getting on the bus.

It is important to follow the rules when getting off the bus.

The loading rules are:

- 1) Wait in line.
- 2) Step up high and hold on to the rail.
- 3) Take my seat and click the belt.
- 4) Follow any directions from the adults.

The unloading rules are:

- 1) Wait for the bus to stop at the right place.
- 2) Unclick the belt and gather my stuff.
- 3) Wait my turn to get off.
- 4) Follow any directions from the adults.

Rules help me stay safe on the bus.

Rules help the driver to do a good job driving.

Rules help the aide to do a good job.

Rules help everyone have a good ride.

## Evacuation

I ride the bus to school almost every day.

The bus keeps me safe on the way to school

If there is an emergency on the bus I need to get out a special way

This is called an "evacuation".

Sometimes we practice evacuations. This is okay.

I might have to get off the bus out the back door. This is okay.

There might be loud noises when I am leaving the bus. This is okay too.

The adults will give me important instructions that will help me.

My teachers and parents will probably be proud of me.

## **Field Trip**

Sometimes my class goes on a field trip.  
We might go to the zoo or to a park.  
The bus driver will need to take a different route. This is okay.  
She will know how to drive the bus back to the school.  
Bus drivers know how to drive to many places. This is their job.  
Field Trips can be fun when I use my good bus behavior.

## **Service Animals on the Bus**

I ride the bus to school almost everyday.  
Other students ride the bus too.  
Sometimes students ride the bus with their wheelchairs  
Sometimes students ride the bus with their oxygen tank.  
Sometimes students ride the bus with their service animals. This is okay.  
It is okay for a service animal to ride the bus. They know how to do this.  
It is not okay for my pet to ride the bus. They don't know how to do this.  
The service animal will not hurt me.  
I will not hurt the service animal either.  
We can all ride the bus together. This is a good idea.

## **Wheelchairs on the Bus**

Sometimes kids ride in wheelchairs.  
Sometimes a kid needs his wheelchair on the bus.  
This is okay.  
The driver or the aide will secure the wheelchair so we are all safe.  
The wheelchair will not hurt me.  
Sometimes kids need wheelchairs on the bus  
Sometimes they don't.

## Cognitive Picture Rehearsal

It is time for Matt to buckle his seat belt.



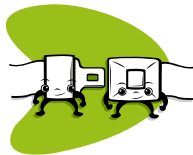
The bus driver tells Matt "Please buckle your seat belt"



Matt remembers what he will get if he follows instructions



Matt decides that he will buck his seat belt.



## Choice Board



## Power Card



### M.J.'s bus rules.

1. Use the bathroom before riding the bus.
2. Click the seat belt until the bus stops.
3. Have a quiet mouth.
4. Keep my hands in my space.